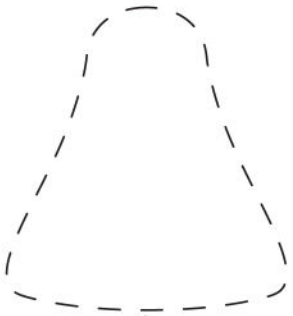


○

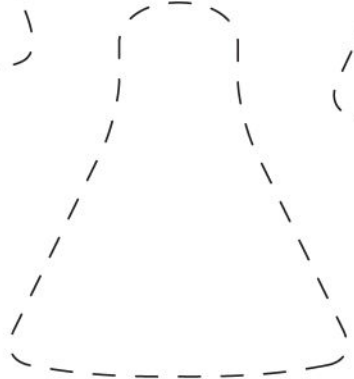
Mirage Micro™
NASAL MASK

Mirage Activa™ LT
NASAL MASK

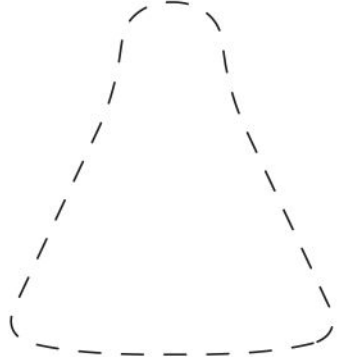
Mirage™ SoftGel
NASAL MASK



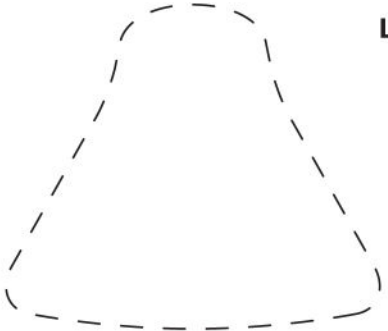
↑
SMALL



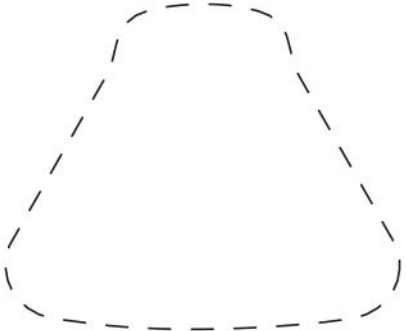
↑
MEDIUM



↑
LARGE



↑
LARGE WIDE



↑
X-LARGE
(Micro only)



- How to use the fitting template:
1. Cut out the template along the dotted line
 2. Cut out nasal holes
(hint: fold each nasal hole in half to cut)
 3. Follow directions on template to determine appropriate cushion size

Actual Size: 5 1/2" (Width) x 7" (Height)
Ruler is for scaling purposes.

